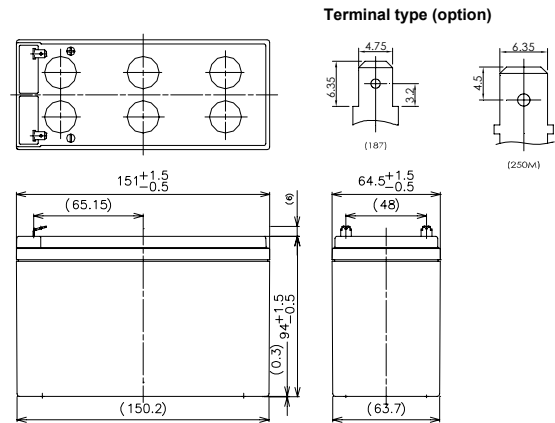


For standby power supplies
 Expected trickle life: 3 years at 25°C
 5 years at 20°C



■ Dimensions(mm)



Battery case resin: Flame-retardant (UL94V-0)

※Contents indicated (including the recycle marking, etc) are subject to change without notice.

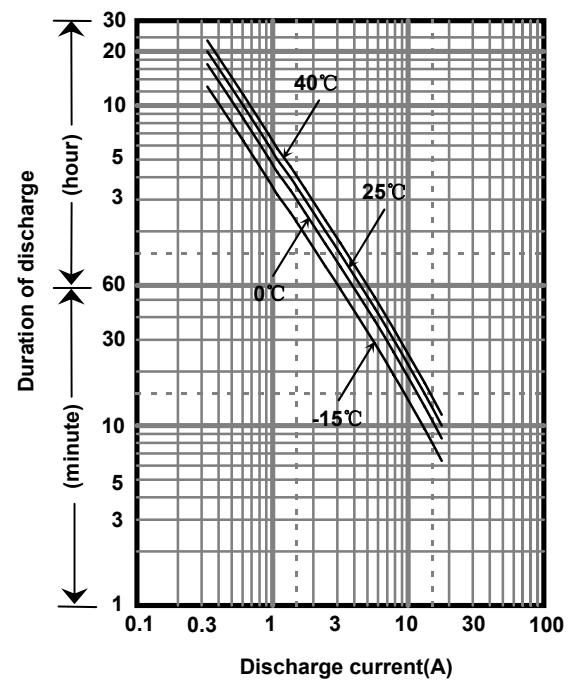
■ Specifications

Nominal Voltage	12V	
Rated Capacity(cell@10MR)	36W	
Dimensions	Length	151 mm
	Width	64.5 mm
	Height	94 mm
	Total height	100 mm
Approx. Mass	2.05 kg	
Terminal	Faston 187 & 250M	

■ Characteristics

Capacity (25 °C)	30 minute rate	102W
	15 minute rate	169W
	10 minute rate	224W
	5 minute rate	348W
Internal Resistance (25 °C)	Fully charged battery	21 mΩ
Temperature Dependency of Capacity (20 hour rate)	40 °C	102%
	25 °C	100%
	0 °C	85%
	-15 °C	65%
Self Discharge (25 °C)	After 3 months	91%
	After 6 months	82%
	After 12 months	64%

■ Duration of discharge vs. discharge current



■ Watt Table(25°C)

Cut-off V	(Wattage/Battery)															
	3min	5min	10min	15min	20min	30min	45min	1h	1.5h	2h	3h	4h	5h	6h	10h	20h
9.6V	461	348	224	169	140	102	73.3	58.3	44.1	34.5	24.3	18.6	15.1	12.7	7.60	4.02
9.9V	434	298	190	161	135	99.5	72.8	56.9	43.3	34.2	24.2	18.4	15.0	12.4	7.56	4.01
10.2V	406	283	185	153	131	97.4	69.8	55.3	41.0	32.3	23.1	18.1	14.4	12.1	7.24	3.87
10.5V	368	258	177	146	125	93.7	67.9	54.1	39.4	31.3	22.6	17.7	14.3	12.0	7.21	3.86
10.8V	331	232	167	140	120	90.1	63.6	50.0	36.8	27.9	21.0	16.4	13.1	11.1	6.72	3.61

■ Ampere Table(25°C)

Cut-off V	(Ampere/Battery)															
	3min	5min	10min	15min	20min	30min	45min	1h	1.5h	2h	3h	4h	5h	6h	10h	20h
9.6V	38.1	28.7	20.1	14.1	11.4	8.57	6.26	4.99	3.42	2.64	1.96	1.50	1.23	0.990	0.655	0.355
9.9V	35.9	27.4	19.7	13.4	11.0	8.39	6.22	4.85	3.35	2.62	1.95	1.49	1.22	0.986	0.652	0.354
10.2V	33.5	26.0	19.1	12.8	10.7	8.21	5.96	4.73	3.18	2.48	1.86	1.43	1.17	0.946	0.624	0.342
10.5V	30.4	23.7	18.7	12.2	10.23	7.91	5.80	4.63	3.05	2.40	1.82	1.37	1.10	0.936	0.622	0.330
10.8V	27.3	21.3	18.3	11.7	9.80	7.60	5.43	4.28	2.85	2.14	1.69	1.32	1.07	0.866	0.579	0.319

All mentioned values are average values

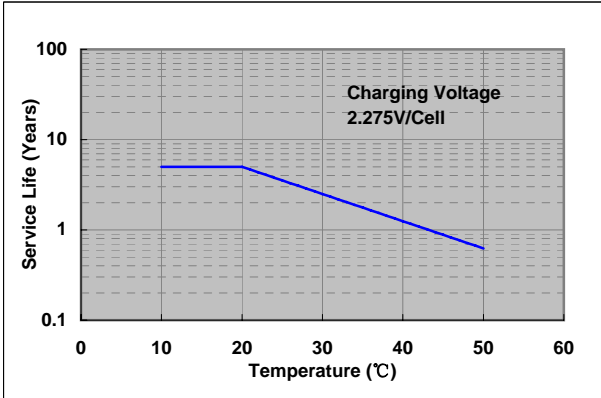
Charging Method (25°C)

Trickle use	Control voltage:13.6-13.8V Initial current:0.930A or smaller
-------------	---

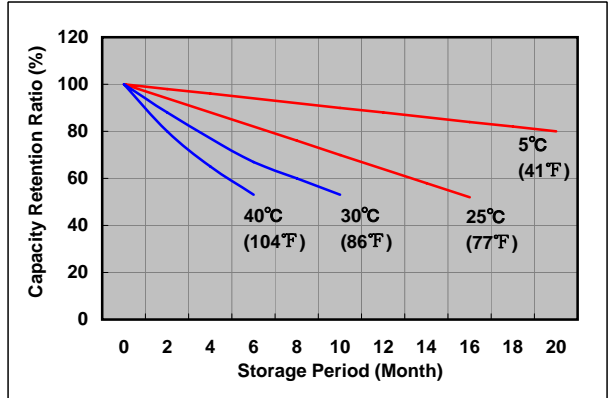
Cut off voltage

Discharge current	0.310A-1.24A	1.24A-3.10A	3.10A-6.20A	6.20A-12.4A	12.4A-18.6A
Cut off voltage(V)	10.5	10.2	9.9	9.3	8.7

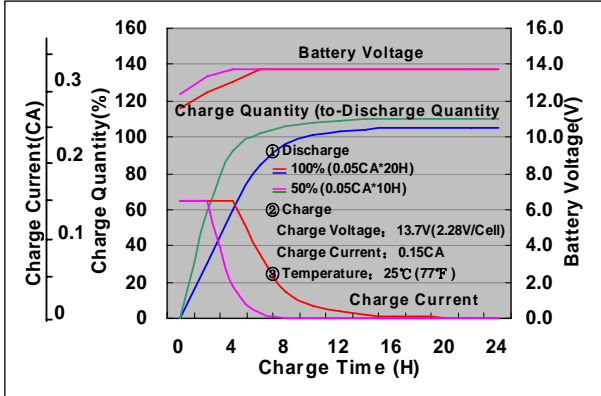
Influence of Temperature on Trickle life



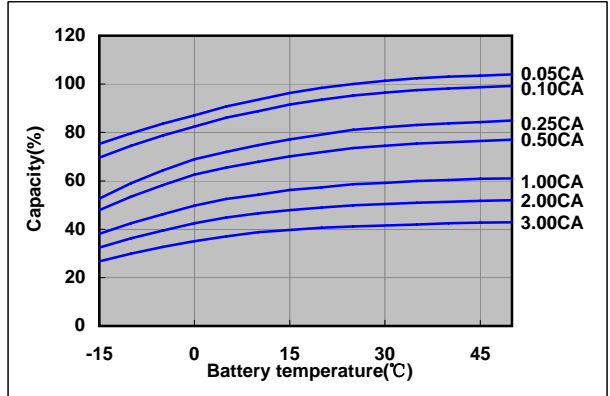
Residual capacity test result



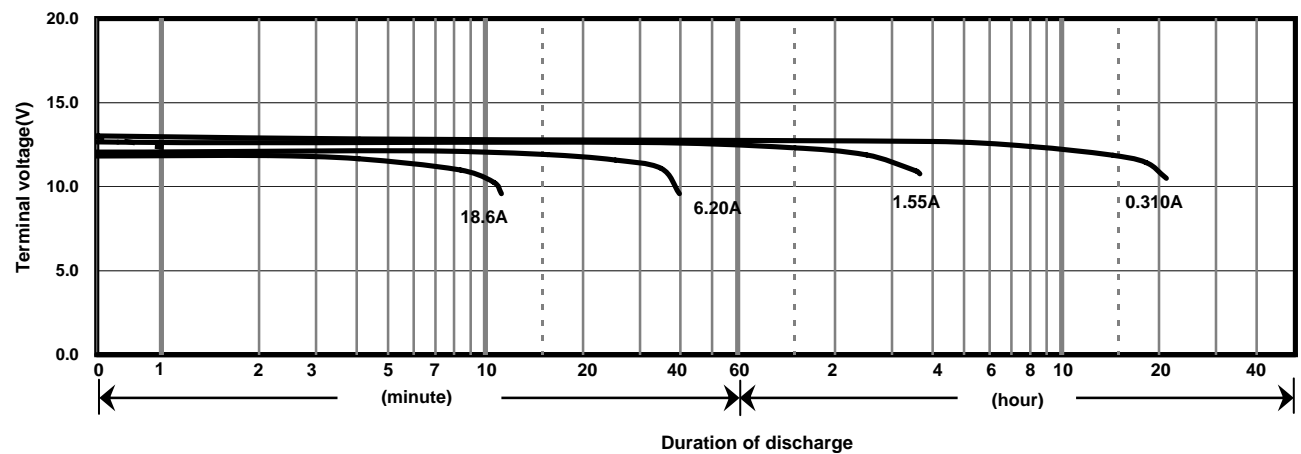
Constant-voltage constant-current charge characteristics for Trickle use



Discharge capacity by temperature and by discharge current



Discharge characteristics(25°C)



Caution

Due to the potential energy stored in the batteries, Please read «Precautions for handling the Rechargeable Valve Regulated Lead Acid Batteries» before using batteries. If improper handling or use of the batteries without understanding «Precautions for handling the Rechargeable Valve Regulated Lead Acid Batteries» may result in bodily injury caused by electrolyte leakage, heat generation, or explosion.

Panasonic Storage Battery (Shenyang) Co., Ltd

NO. 17 Hunhe 20Th Street, Shenyang Economic & Technical Development Zone,110142 China
Tel: 86 24 25818921
Fax: 86 24 62786318
Website: <http://www.panasonicbattery.cn>

2015.01